



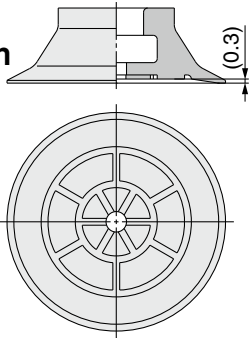
Flat Pad

Pad diameter $\varnothing 10, \varnothing 15, \varnothing 20, \varnothing 25, \varnothing 30$

Symbol/Form

MT: Thin flat type
(With groove)

■ Adsorption surface with groove




■ For the adsorption of thin sheets or film
Reduced deformation of flat surfaces during adsorption

- * Not suitable for transferring workpieces which apply a load.
- * Wrinkling may be generated depending on the sheet thickness. Confirm the thickness before use.

How to Order

Pad unit **ZP2 - B10 MT N**



Pad diameter

Symbol	Pad diameter
B10	$\varnothing 10$
B15	$\varnothing 15$
B20	$\varnothing 20$
B25	$\varnothing 25$
B30	$\varnothing 30$

Pad material

Symbol	Material
N	NBR
S	Silicone rubber*1, *2
F	FKM
GN	Conductive NBR
GS	Conductive silicone rubber

*1 Compliant with the FDA (USA Food and Drug Administration) regulation 21CFR§177.2600 for "Rubber articles intended for repeated use"

*2 Compliant with the standards for "Rubber apparatus (excluding baby drinking apparatus) and containers/packaging" (D3) (Partial revision: Ministry of Health, Labour, and Welfare Notification No. 595, 2012) in Section 3 "Apparatus and Containers/Packaging" of the Food Sanitation Act, Article 18 "Specifications and Standards for Food and Food Additives, etc." (Ministry of Health and Welfare Notification No. 370, 1959).

Pad form

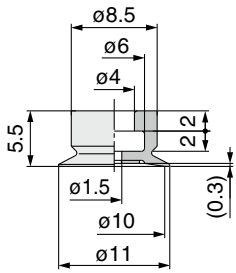
Symbol	Form
MT	Thin flat type (With groove)

Mounting Bracket Part Nos.

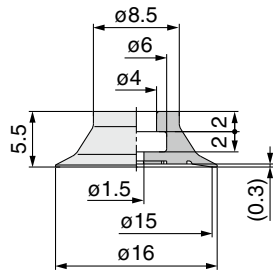
Adapter Assembly p. 288

Dimensions: Pad Unit

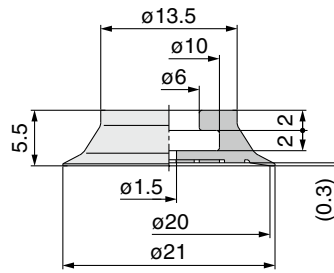
ZP2-B10MT □



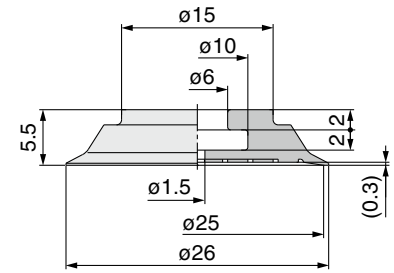
ZP2-B15MT □



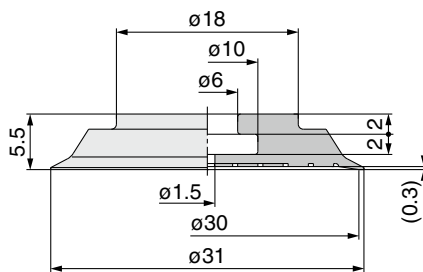
ZP2-B20MT □



ZP2-B25MT □



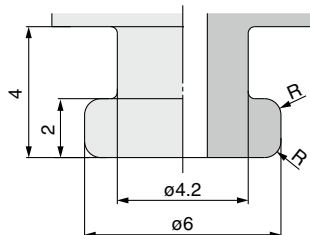
ZP2-B30MT □



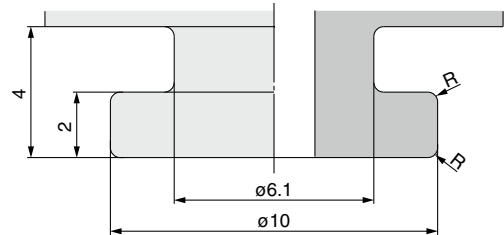
Adapter Mounting Dimensions

If an adapter will be made by the customer, design the adapter with the dimensions shown below.

Applicable pad B10MT/B15MT



Applicable pad B20MT/B25MT/B30MT



* The R part has to be smooth with no corners.

Model Selection

For Special Applications

Mark-free

For Film Adsorption

Multistage

Flat

Nozzle

Sponge

For Disk Adsorption

For Panel Holding

Ball Spine Buffer

Construction

Mounting Bracket Assembly

Precautions

Flat Pad **ZP2 Series**

How to Order



With adapter **ZP2 - T B10 MT N - H5**

Vacuum inlet direction

Symbol	Direction
T	Vertical

Pad diameter

Symbol	Pad diameter
B10	ø10
B15	ø15
B20	ø20
B25	ø25
B30	ø30

Pad form

Symbol	Form
MT	Thin flat type (With groove)

Gasket

Symbol	Gasket
Nil	Without gasket
G	With gasket

* Connection thread: H5

Connection thread

Thread size (Symbol)	Pad diameter (Symbol)	B10	B15	B20	B25	B30
H5 (M5 x 0.8 Male thread)		●	●	●	●	●
B5 (M5 x 0.8 Female thread)		●	●	●	●	●

Pad material

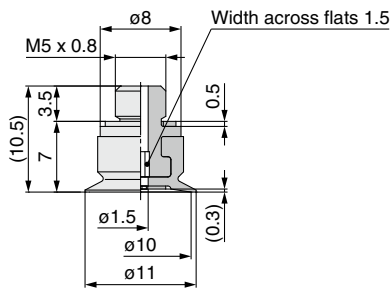
Symbol	Material
N	NBR
S	Silicone rubber*1, *2
F	FKM
GN	Conductive NBR
GS	Conductive silicone rubber

- *1 Compliant with the FDA (USA Food and Drug Administration) regulation 21CFR§177.2600 for "Rubber articles intended for repeated use"
- *2 Compliant with the standards for "Rubber apparatus (excluding baby drinking apparatus) and containers/packaging" (D3) (Partial revision: Ministry of Health, Labour, and Welfare Notification No. 595, 2012) in Section 3 "Apparatus and Containers/Packaging" of the Food Sanitation Act, Article 18 "Specifications and Standards for Food and Food Additives, etc." (Ministry of Health and Welfare Notification No. 370, 1959).
- * The pad is shipped together but does not come assembled.

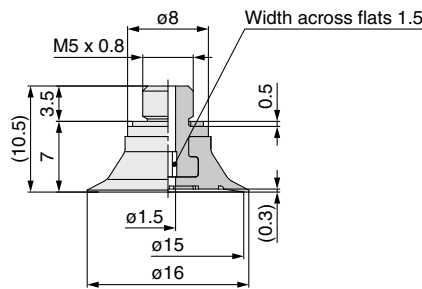
Dimensions: With Adapter

* Connection thread: The male thread drawings show the type with a gasket.

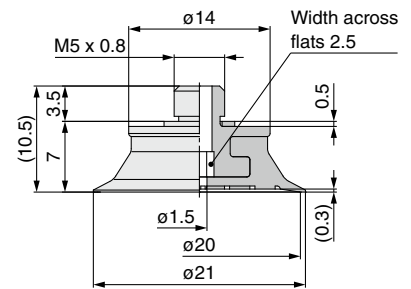
ZP2-TB10MT-H5G



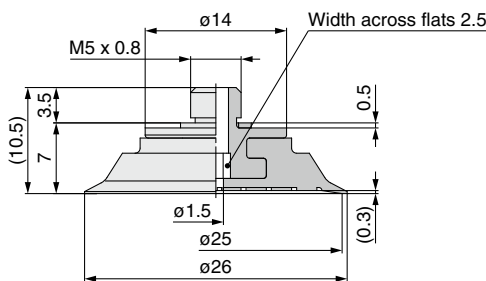
ZP2-TB15MT-H5G



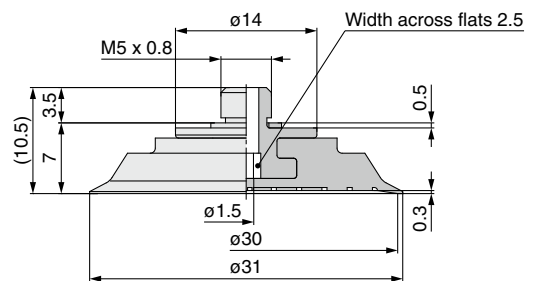
ZP2-TB20MT-H5G



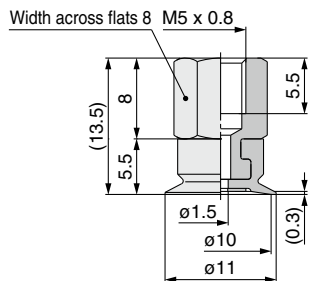
ZP2-TB25MT-H5G



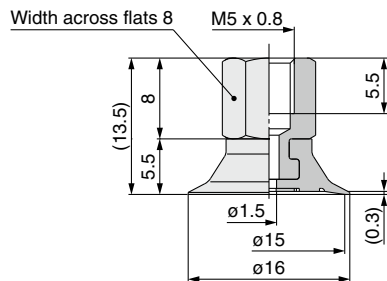
ZP2-TB30MT-H5G



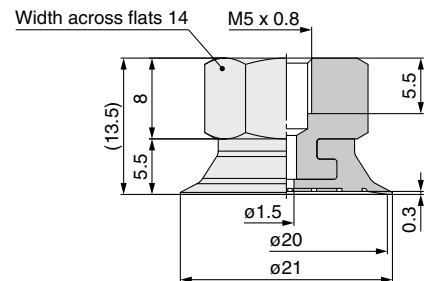
ZP2-TB10MT-B5



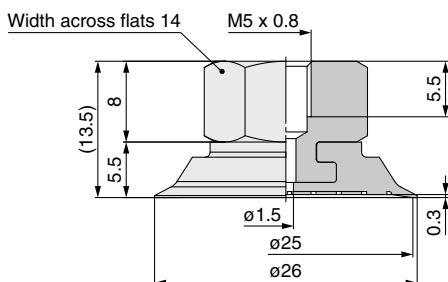
ZP2-TB15MT-B5



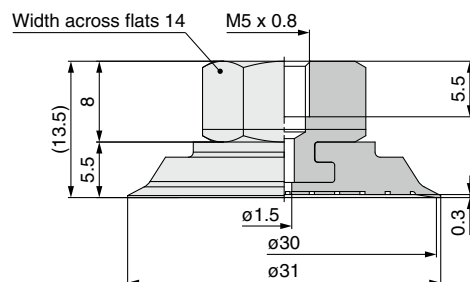
ZP2-TB20MT-B5



ZP2-TB25MT-B5



ZP2-TB30MT-B5



Flat Pad *ZP2 Series* Mounting Bracket Assembly

Model Selection

Adapter Assembly

Product part no.	<p>ZP2 - T ① MT □ - ②</p> <p>Pad diameter • Connection thread (Male/Female thread)</p> <p>Thin flat type (With groove) • Pad material</p>
Component parts	<div style="display: flex; justify-content: space-around;"> <div style="text-align: center;"> <p>Male thread</p> <p>① Adapter ② Gasket</p> </div> <div style="text-align: center;"> <p>Female thread</p> <p>① Adapter</p> </div> </div>

For Special Applications

Mark-free

For Film Adsorption

Multistage

		Symbol	① Pad diameter symbol						
			B10	B15	B20	B25	B30		
① Adapter	② Connection thread Male thread	M5 x 0.8	H5		ZP2A-M02P			ZP2A-M03P	
	② Connection thread Female thread	M5 x 0.8	B5		ZP2A-M04		ZP2A-M07		

Flat

Nozzle

② Gasket (Single unit)	10 pcs.*1	ZP-5G2
	100 pcs.*1	M-5G2

Sponge

*1 The gasket (single unit) sales unit is shown.

For Disk Adsorption

For Panel Holding

Ball Spline Buffer

Construction

Mounting Bracket Assembly

Precautions